

















| | | | | | |
|---|----|-------------------|---------------------------|----------------------|----------------------|
| Assets Under Management | | | | | \$ 265,000.00 |
| Equities | | | | | |
| <i>Sub allocations</i> | | Last Price | Position in Shares | Value | Allocation % |
|  SPDR S&P 500 ETF (ARCX:SPY) | \$ | 412.41 | - | \$ - | 0.00% |
|  iShares:US Aer&Def ETF (BATS:ITA) | \$ | 113.99 | 98 | \$ 11,171.02 | 4.22% |
|  iShares:MSCI Mexico (ARCX:EWW) | \$ | 60.88 | 203 | \$ 12,358.64 | 4.66% |
|  iShares:Lat Amer 40 (ARCX:ILF) | \$ | 24.59 | 137 | \$ 3,368.83 | 1.27% |
|  iShares:MSCI Indonesia (ARCX:EIDO) | \$ | 24.75 | 140 | \$ 3,465.00 | 1.31% |
|  Sel Sector:Indust SPDR (ARCX:XLI) | \$ | 100.00 | 100 | \$ 10,000.00 | 3.77% |
|  iShares:MSCI Switzerland (ARCX:EWL) | \$ | 48.09 | 50 | \$ 2,404.50 | 0.91% |
|  SPDR Dow Jones Indus Avg (ARCX:DIA) | \$ | 341.03 | 66 | \$ 22,507.98 | 8.49% |
| | | | | \$ 65,275.97 | 24.6% |
| Bonds | | | | | |
| <i>Sub allocations</i> | | Last Price | Position in Shares | Value | Allocation % |
|  iShares:20+ Trs Bd ETF (XNAS:TLT) | \$ | 106.46 | - | \$ - | 0.0% |
|  iShares:7-10 Trs Bd ETF (XNAS:IEF) | \$ | 99.73 | - | \$ - | 0.0% |
|  Vanguard EM G B;ETF (XNAS:VWOB) | \$ | 62.17 | 420 | \$ 26,111.40 | 9.9% |
|  iShares:TIPS Bd ETF (ARCX:TIP) | \$ | 110.18 | 352 | \$ 38,783.36 | 14.6% |
| | | | | \$ 64,894.76 | 24.5% |
| Gold & Commodities | | | | | |
| <i>Sub allocations</i> | | Last Price | Position in Shares | Value | Allocation % |
|  SPDR Gold (ARCX:GLD) | \$ | 184.80 | 115 | \$ 21,252.00 | 8.0% |
| *  BARCLAYS PLC (ARCX:DJP) | \$ | 31.29 | 297 | \$ 9,293.13 | 3.5% |
| | | | | \$ 30,545.13 | 11.5% |
| Cash & Cash Like | | | | | |
| <i>Sub allocations</i> | | Last Price | Position in Shares | Value | Allocation % |
|  WisdomTree:Flt Rate Trs (ARCX:USFR) | \$ | 50.32 | 1,035 | \$ 52,081.20 | 19.7% |
| Cash in Sweep | | | | \$ 931.00 | 0.4% |
|  iShares:0-5 TIPS Bd ETF (ARCX:STIP) | \$ | 99.16 | 516 | \$ 51,166.56 | 19.3% |
| | | | | \$ 104,178.76 | 39.3% |